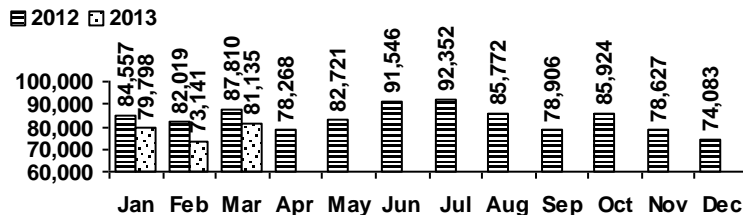


Logan Library Monthly Report March 2013

CIRCULATION

Total Circulation



Average Physical Circulation: 3,074
Highest day: 3,788 on Thu, Mar 07

Physical Circulation: 79,919
Online Circulation: 1,216

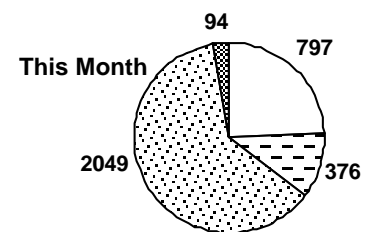
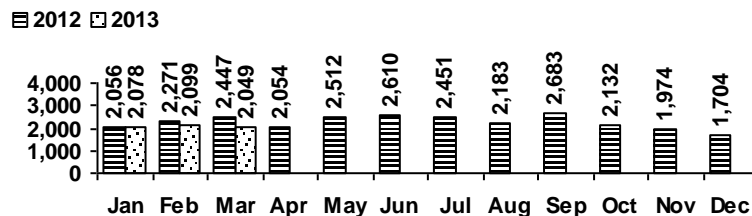
SERVICES

Scheduled Meeting Room Usage (this month / year to date)

	groups	meetings		groups	meetings
Lake Bonneville Room	16 / 45	21 / 59	Old Ephraim Room	9 / 28	14 / 56
Jim Bridger Room	12 / 35	18 / 55	Old Juniper Room	10 / 24	13 / 34
Logan History Room	6 / 18	7 / 21	Temple Fork Room	5 / 13	16 / 39

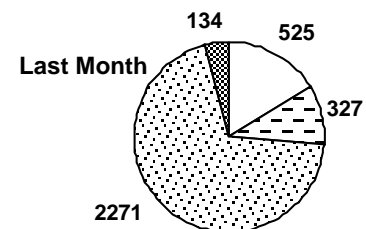
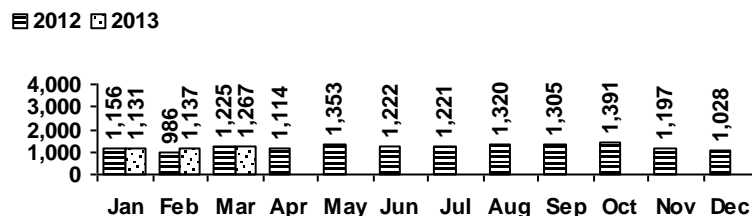
Total Groups: 58 / 163 Total Meetings: 89 / 264

Reference Transactions



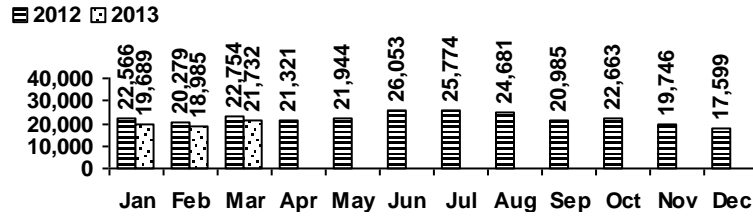
computer/printing directional/policy
 reference other

Other Transactions



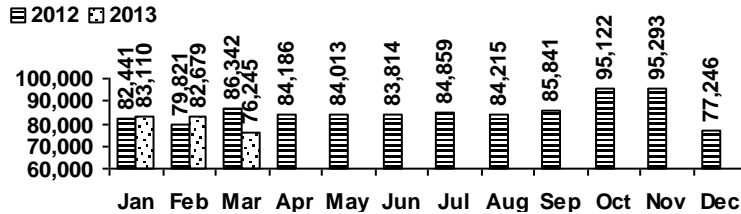
VISITS

Patron Exit Count



Average visits per day: 835.85
 Physical circulations per visit: 3.7
 Library card holders: 24,603

Online Visits



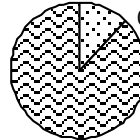
Average online visits per day: 2,459
 Average visit length: 7:25

HOLDINGS

	Donations	Purchases	Withdrawals
Fiction	28	668	214
Nonfiction	41	626	370
Audiovisual	6	428	135
E-Resources	220	0	1
Total	295	1,722	720

New E-Resources

ebook
 evideo
 eaudio



194

Items in collection: 229,447
 Titles in collection: 175,614

PROGRAMS / PROJECTS

Preschool Storytime

Number of Sessions: 24
 Total Attendance (Children): 435
 Adult Visitors: 13

Toddler Storytime

Number of Sessions: 12
 Children: 171
 Adults: 146

Tours / Programs/ Special Storyhours

Number held: 25
 Attendance: 496