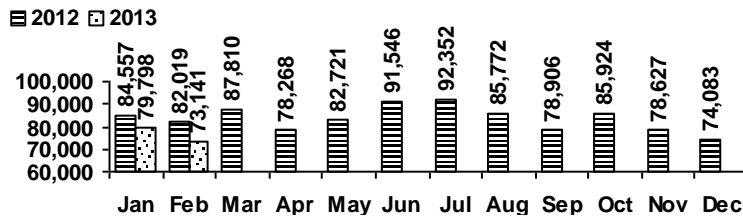


## Logan Library Monthly Report February 2013

### CIRCULATION

#### Total Circulation



Average Physical Circulation: 3,135  
Highest day: 4,316 on Tue, Feb 19

Physical Circulation: 72,109  
Online Circulation: 1,032

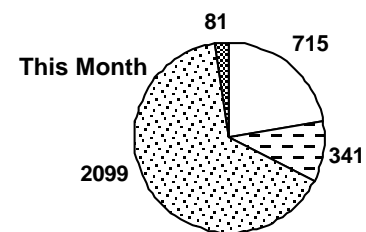
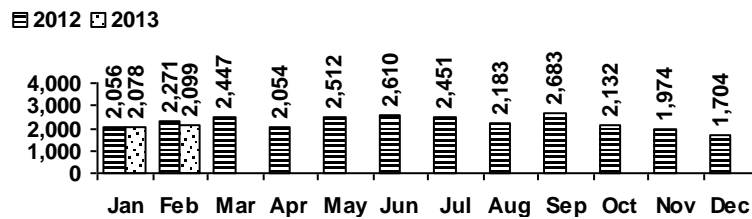
### SERVICES

#### Scheduled Meeting Room Usage (this month / year to date)

	groups	meetings		groups	meetings
Lake Bonneville Room	13 / 29	17 / 38	Old Ephraim Room	9 / 19	21 / 42
Jim Bridger Room	12 / 23	18 / 37	Old Juniper Room	9 / 14	11 / 21
Logan History Room	7 / 12	8 / 14	Temple Fork Room	4 / 8	11 / 23

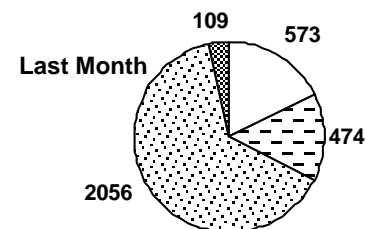
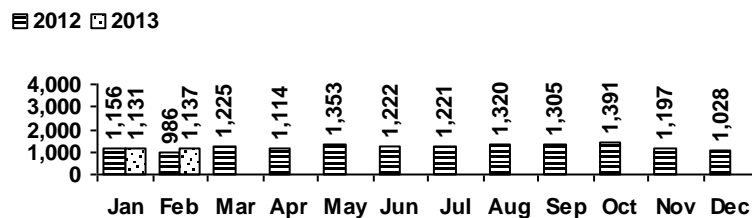
**Total Groups: 54 / 105    Total Meetings: 86 / 175**

#### Reference Transactions



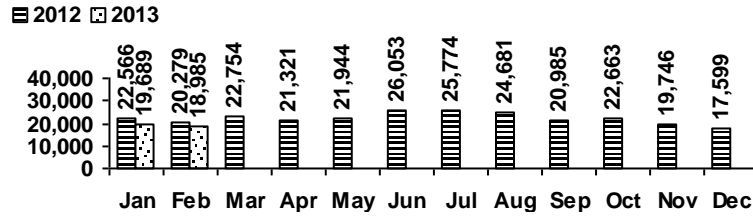
computer/printing     directional/policy  
 reference                 other

#### Other Transactions



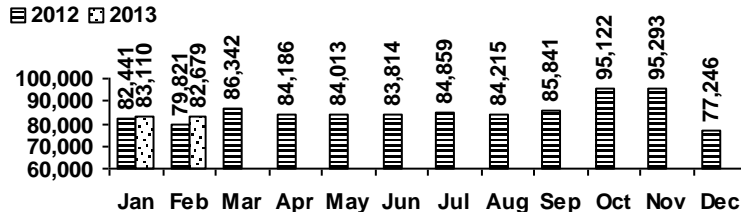
# VISITS

## Patron Exit Count



Average visits per day: 825.43  
 Physical circulations per visit: 3.8  
 Library card holders: 24,609

## Online Visits



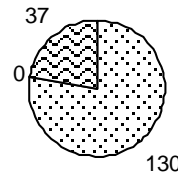
Average online visits per day: 2,952  
 Average visit length: 7:57

# HOLDINGS

	Donations	Purchases	Withdrawals
Fiction	13	554	671
Nonfiction	154	125	343
Audiovisual	8	160	103
E-Resources	167	0	1
<b>Total</b>	<b>342</b>	<b>839</b>	<b>1,118</b>

## New E-Resources

ebook
  evideo
  eaudio



Items in collection: 228,476  
 Titles in collection: 174,698

# PROGRAMS / PROJECTS

## Preschool Storytime

Number of Sessions: 18  
 Total Attendance (Children): 325  
 Adult Visitors: 20

## Toddler Storytime

Number of Sessions: 9  
 Children: 98  
 Adults: 84

## Tours / Programs/ Special Storyhours

Number held: 22  
 Attendance: 343