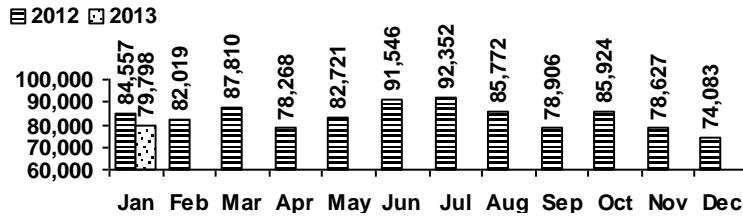


Logan Library Monthly Report January 2013

CIRCULATION

Total Circulation



Average Physical Circulation: 3,027
Highest day: 4,346 on Tue, Jan 22

Physical Circulation: 78,709
Online Circulation: 1,089

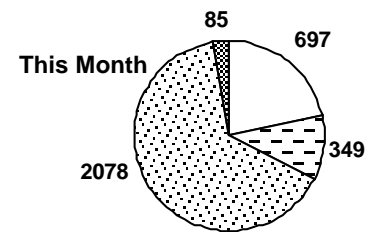
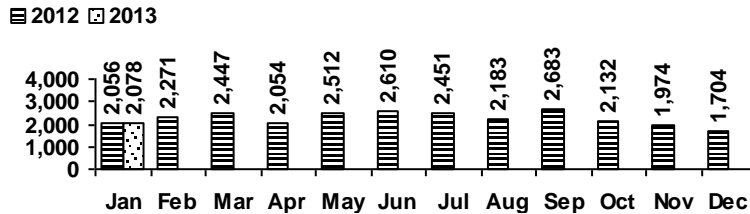
SERVICES

Scheduled Meeting Room Usage (this month / year to date)

Room	groups	meetings	Room	groups	meetings
Lake Bonneville Room	16 / 16	21 / 21	Old Ephraim Room	10 / 10	21 / 21
Jim Bridger Room	11 / 11	19 / 19	Old Juniper Room	5 / 5	10 / 10
Logan History Room	5 / 5	6 / 6	Temple Fork Room	4 / 4	12 / 12

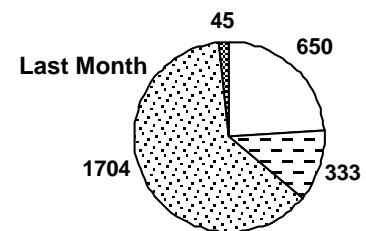
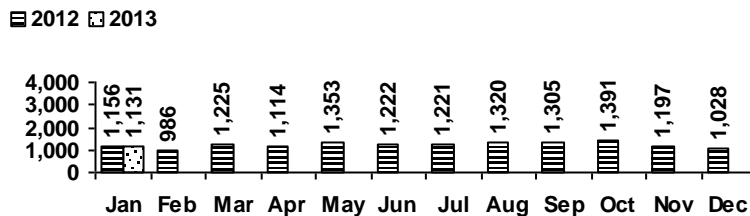
Total Groups: 51 / 51 Total Meetings: 89 / 89

Reference Transactions



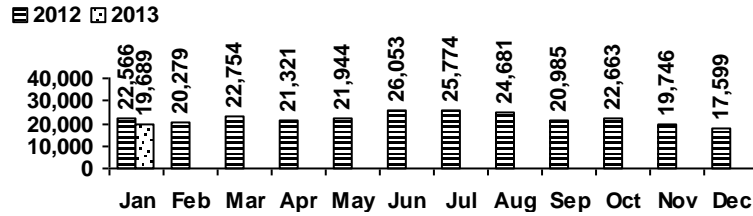
computer/printing directional/policy
 reference other

Other Transactions



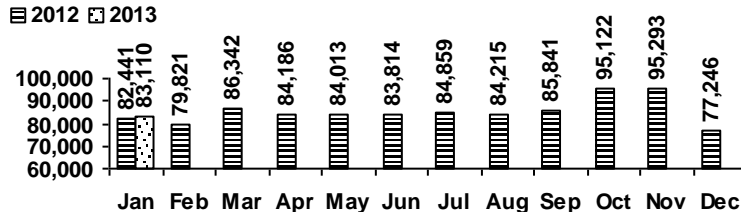
VISITS

Patron Exit Count



Average visits per day: 757.27
 Physical circulations per visit: 4.0
 Library card holders: 24,685

Online Visits



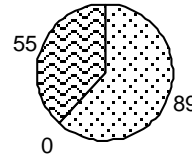
Average online visits per day: 2,680
 Average visit length: 7:13

HOLDINGS

	Donations	Purchases	Withdrawals
Fiction	201	1,148	671
Nonfiction	278	261	343
Audiovisual	18	346	103
E-Resources	144	0	2
Total	641	1,755	1,119

New E-Resources

ebook
 evideo
 eaudio



Items in collection: 227,229
 Titles in collection: 173,760

PROGRAMS / PROJECTS

Preschool Storytime

Number of Sessions: 24
 Total Attendance (Children): 447
 Adult Visitors: 14

Toddler Storytime

Number of Sessions: 12
 Children: 128
 Adults: 102

Tours / Programs/ Special Storyhours

Number held: 12
 Attendance: 150

Online Circulation for e-books and e-audiobooks

The monthly circulation numbers now include the count of e-content downloaded by Logan Library cardholders. (The graph comparing circulation numbers has been updated to reflect this addition for the 2012 entries.)