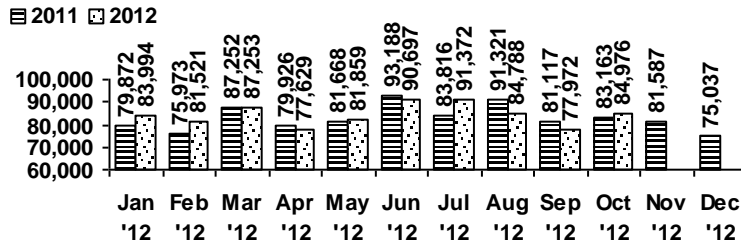


Logan Library Monthly Report October 2012

CIRCULATION

Total Circulation



Average Daily Circulation: 3,147
Highest day: 4,092 on Mon, Oct 22

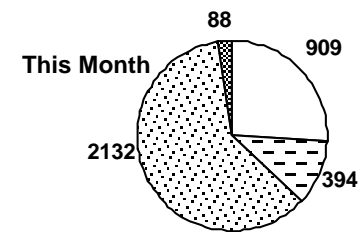
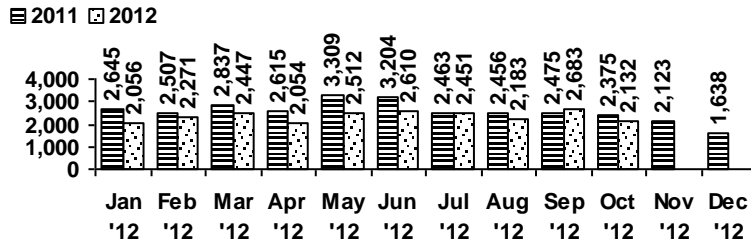
SERVICES

Scheduled Meeting Room Usage (this month / year to date)

	groups	meetings		groups	meetings
Lake Bonneville Room	20 / 129	28 / 179	Old Ephraim Room	8 / 68	12 / 110
Jim Bridger Room	15 / 108	25 / 183	Old Juniper Room	5 / 44	9 / 136
Logan History Room	4 / 34	4 / 35	Temple Fork Room	4 / 45	14 / 86

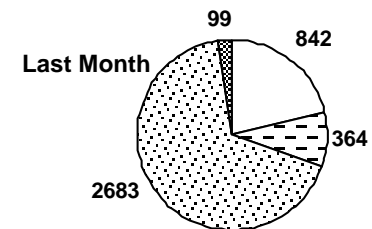
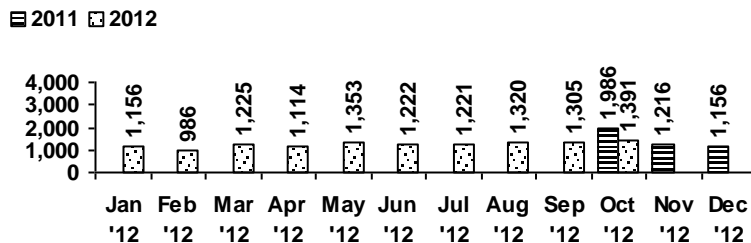
Total Groups: 56 / 428 Total Meetings: 92 / 729

Reference Transactions



computer/printing directional/policy
 reference other

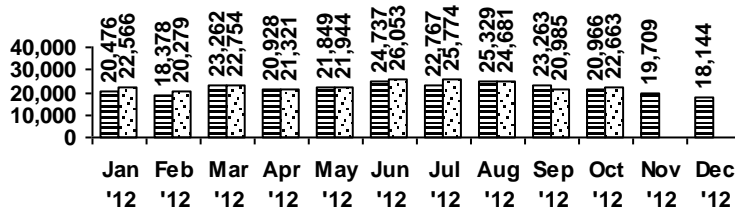
Other Transactions



VISITS

Patron Exit Count

■ 2011 □ 2012



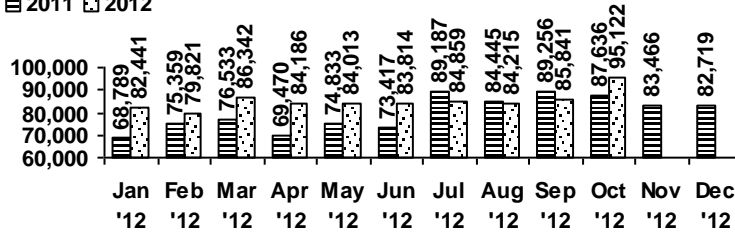
Average visits per day: 839.37

Circulations per visit: 3.7

Library card holders: 24,768

Online Visits

■ 2011 □ 2012



Average online visits per day: 3,068

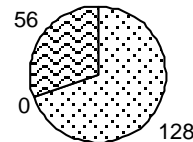
Average visit length: 6:27

HOLDINGS

	Donations	Purchases	Withdrawals
Fiction	25	819	305
Nonfiction	2	271	82
Audiovisual	25	280	34
E-Resources	184	0	0
Total	236	1,370	421

New E-Resources

■ ebook ■ evideo ■ eaudio



Items in collection: 224,945

Titles in collection: 171,735

PROGRAMS / PROJECTS

Preschool Storytime

Number of Sessions: 22
 Total Attendance (Children): 431
 Adult Visitors: 6

Toddler Storytime

Number of Sessions: 11
 Children: 133
 Adults: 122

Tours / Programs/ Special Storyhours

Number held: 16
 Attendance: 495