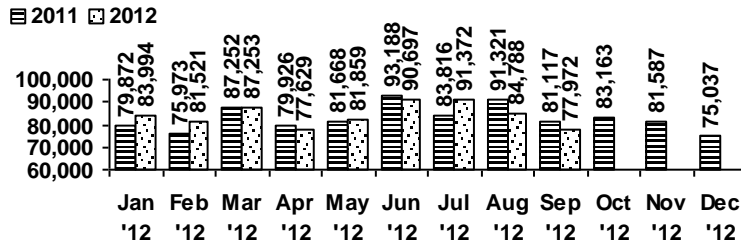


## Logan Library Monthly Report September 2012

### CIRCULATION

#### Total Circulation



Average Daily Circulation: 3,249  
Highest day: 4,888 on Tue, Sep 04

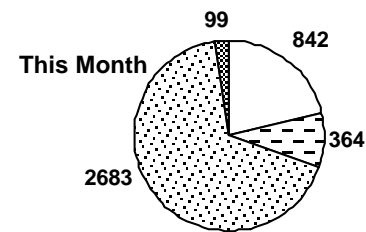
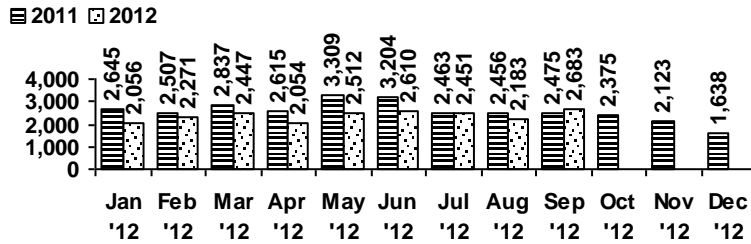
### SERVICES

#### Scheduled Meeting Room Usage (this month / year to date)

	groups	meetings		groups	meetings
Lake Bonneville Room	16 / 109	20 / 151	Old Ephraim Room	8 / 60	11 / 98
Jim Bridger Room	10 / 93	15 / 158	Old Juniper Room	4 / 39	12 / 127
Logan History Room	4 / 30	4 / 31	Temple Fork Room	7 / 41	13 / 72

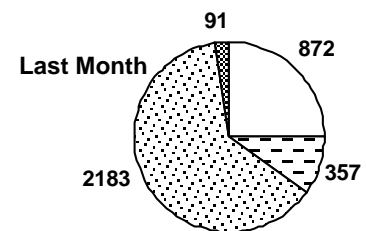
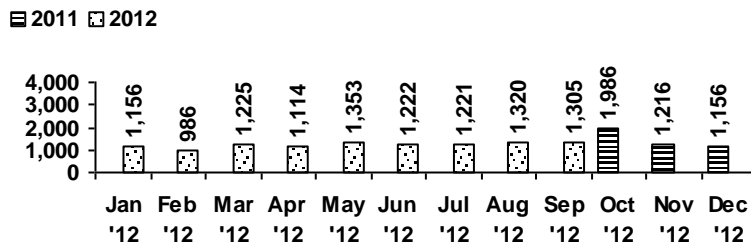
**Total Groups: 49 / 372    Total Meetings: 75 / 637**

#### Reference Transactions



computer/printing     directional/policy  
 reference     other

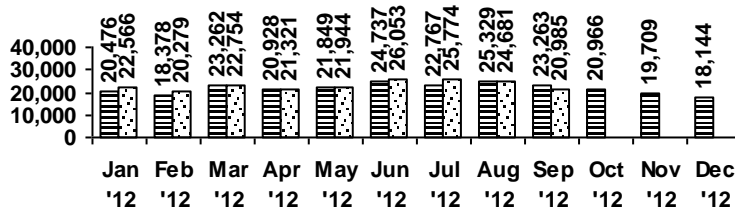
#### Other Transactions



## VISITS

### Patron Exit Count

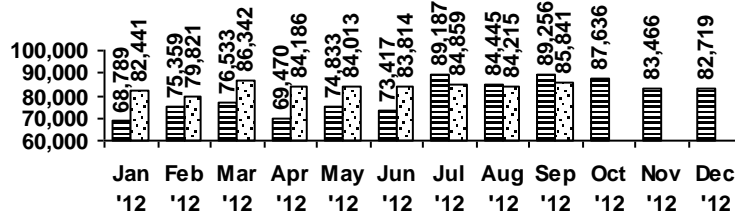
■ 2011 □ 2012



Average visits per day: 874.38  
 Circulations per visit: 3.7  
 Library card holders: 24,780

### Online Visits

■ 2011 □ 2012



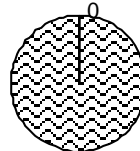
Average online visits per day: 2,861  
 Average visit length: 6:50

## HOLDINGS

	Donations	Purchases	Withdrawals
Fiction	23	563	275
Nonfiction		129	446
Audiovisual	9	254	30
E-Resources	158	0	0
<b>Total</b>	<b>190</b>	<b>946</b>	<b>751</b>

### New E-Resources

■ ebook ■ evideo ■ eaudio



158

Items in collection: 223,884  
 Titles in collection: 170,981

## PROGRAMS / PROJECTS

### Preschool Storytime

Number of Sessions: 24  
 Total Attendance (Children): 502  
 Adult Visitors: 14

### Toddler Storytime

Number of Sessions: 12  
 Children: 132  
 Adults: 114

### Tours / Programs/ Special Storyhours

Number held: 8  
 Attendance: 134