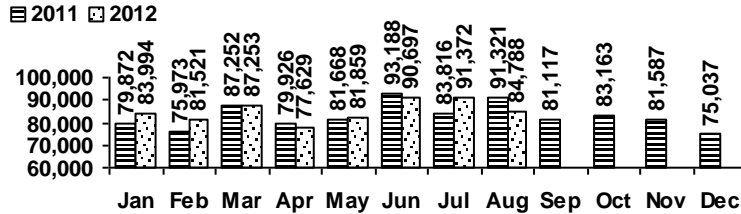


Logan Library Monthly Report August 2012

CIRCULATION

Total Circulation



Average Daily Circulation: 3,140
Highest day: 4,757 on Mon, Aug 20

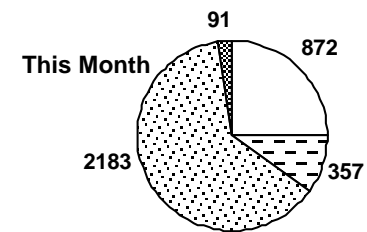
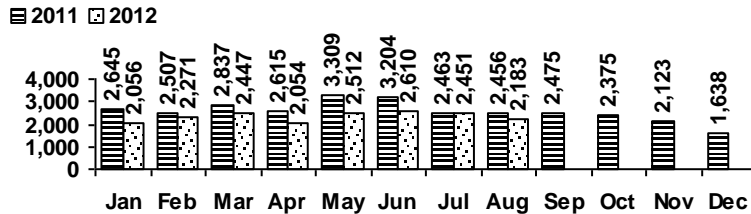
SERVICES

Scheduled Meeting Room Usage (this month / year to date)

	groups	meetings		groups	meetings
Lake Bonneville Room	11 / 93	17 / 131	Old Ephraim Room	6 / 52	10 / 87
Jim Bridger Room	7 / 83	16 / 143	Old Juniper Room	2 / 35	10 / 115
Logan History Room	5 / 26	6 / 27	Temple Fork Room	5 / 34	14 / 59

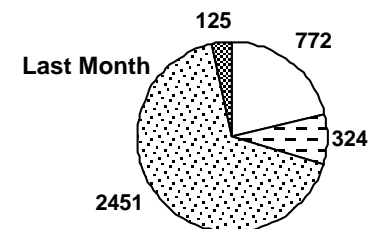
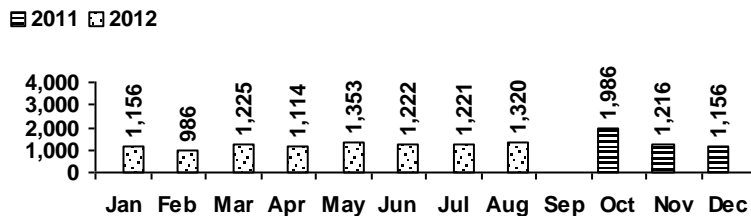
Total Groups: 36 / 323 Total Meetings: 73 / 562

Reference Transactions



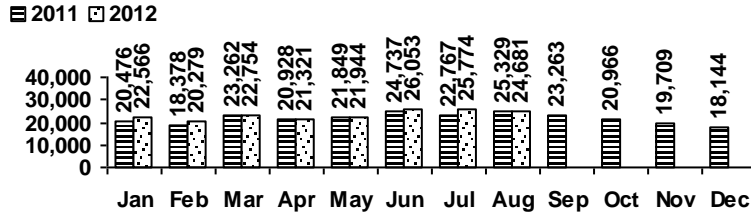
computer/printing directional/policy
 reference other

Other Transactions



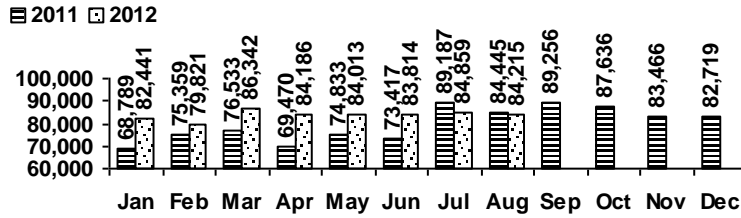
VISITS

Patron Exit Count



Average visits per day: 914.11
 Circulations per visit: 3.4
 Library card holders: 24,776

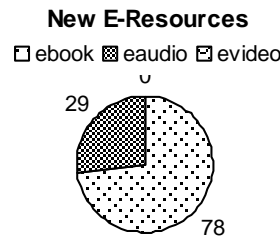
Online Visits



Average online visits per day: 2,716
 Average visit length: 7:24

HOLDINGS

	Donations	Purchases	Withdrawals
Fiction	13	895	542
Nonfiction	50	284	172
Audiovisual	9	254	21
E-Resources	107	0	0
Total	179	1,433	735



Items in collection: 223,038
 Titles in collection: 170,474

PROGRAMS / PROJECTS

Summer Reading Program

Total Children's Sign-ups:	0
Total Children's Reading Records turned in:	1,233
Total Teen Sign-ups:	451
Total Teen Reading Records turned in:	981
Adult Drawing Participants this month:	499

Tours / Programs / Special Storyhours

Number held:	5
Attendance:	159