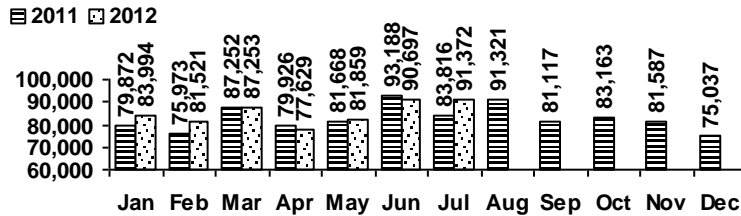


Logan Library Monthly Report July 2012

CIRCULATION

Total Circulation



Average Daily Circulation: 3,807
Highest day: 5,382 on Mon, Jul 02

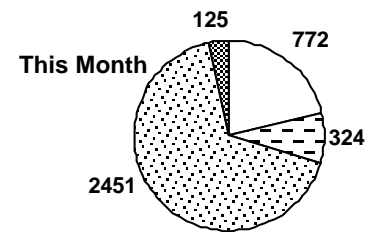
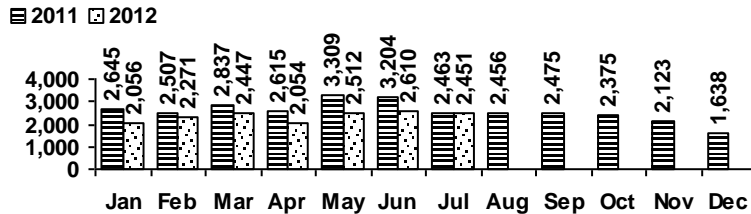
SERVICES

Scheduled Meeting Room Usage (this month / year to date)

	groups	meetings		groups	meetings
Lake Bonneville Room	12 / 82	18 / 114	Old Ephraim Room	4 / 46	8 / 77
Jim Bridger Room	6 / 76	11 / 127	Old Juniper Room	2 / 33	10 / 105
Logan History Room	3 / 21	3 / 21	Temple Fork Room	2 / 29	10 / 45

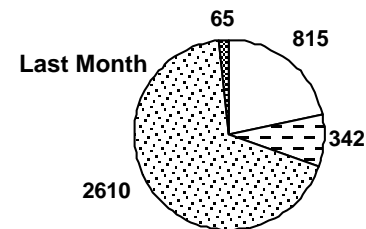
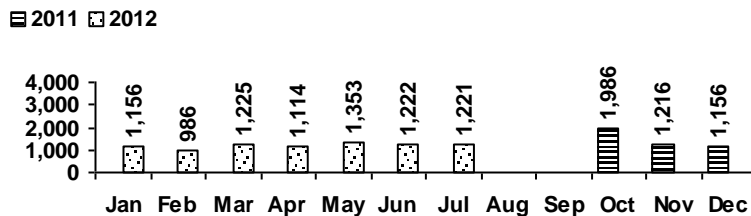
Total Groups: 29 / 287 Total Meetings: 60 / 489

Reference Transactions



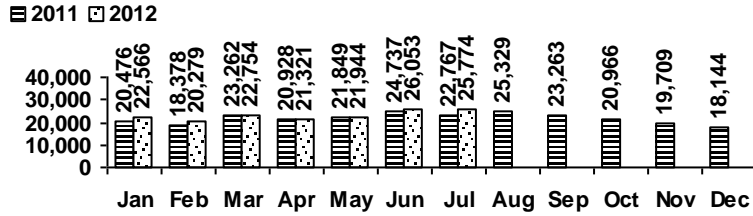
computer/printing directional/policy
 reference other

Other Transactions



VISITS

Patron Exit Count

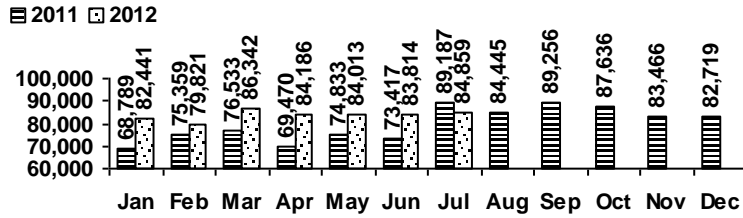


Average visits per day: 1,073.92

Circulations per visit: 3.5

Library card holders: 25,236

Online Visits



Average online visits per day: 2,737

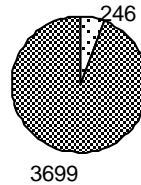
Average visit length: 7:52

HOLDINGS

	Donations	Purchases	Withdrawals
Fiction	40	938	978
Nonfiction	1	171	172
Audiovisual	11	125	136
E-Resources	3,945	0	0
Total	3,997	1,234	1,286

New E-Resources

□ ebook ■ eaudio ▨ evideo



Items in collection: 222,096

Titles in collection: 169,699

PROGRAMS / PROJECTS

Summer Reading Program

Total Children's Sign-ups:	2,001
Total Children's Reading Records turned in:	3,565
Total Teen Sign-ups:	451
Total Teen Reading Records turned in:	726
Adult Drawing Participants this month:	581

Tours / Special Storyhours

Number held:	22
Attendance:	345