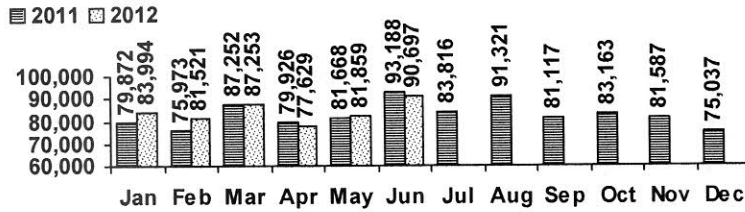


## Logan Library Monthly Report June 2012

### CIRCULATION

Total Circulation



Average Daily Circulation: 3,488  
Highest day: 5,337 on Mon, Jun 18

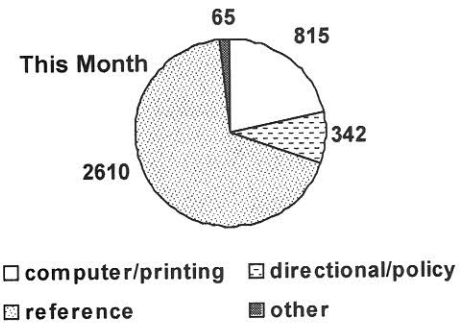
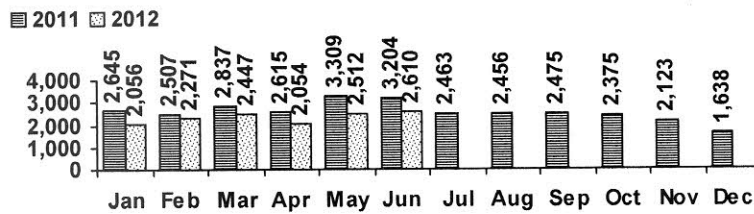
### SERVICES

Scheduled Meeting Room Usage (this month / year to date)

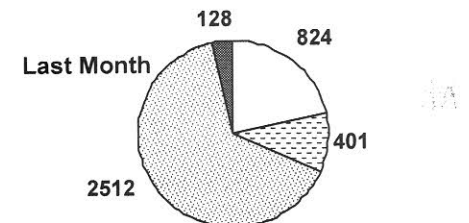
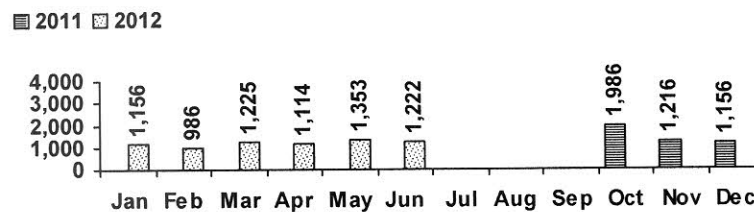
	groups	meetings		groups	meetings
Lake Bonneville Room	10 / 70	15 / 96	Old Ephraim Room	4 / 42	7 / 69
Jim Bridger Room	10 / 70	17 / 116	Old Juniper Room	3 / 31	10 / 95
Logan History Room	4 / 18	4 / 18	Temple Fork Room	4 / 27	5 / 35

**Total Groups: 35 / 258    Total Meetings: 58 / 429**

Reference Transactions

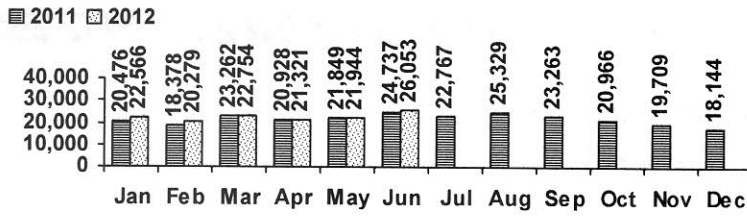


Other Transactions



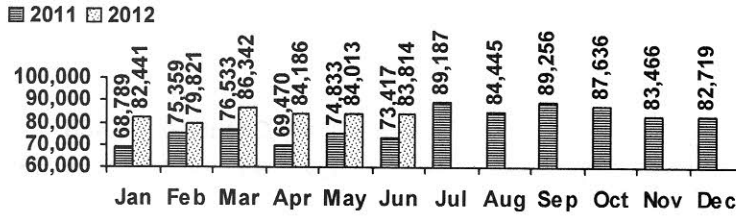
# VISITS

## Patron Exit Count



Average visits per day: 1,002.04  
 Circulations per visit: 3.5  
 Library card holders: 24,863

## Online Visits



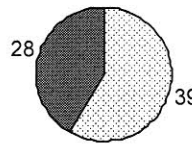
Average online visits per day: 2,793  
 Average visit length: 8:16

# HOLDINGS

	Donations	Purchases	Withdrawals
Fiction		333	188
Nonfiction	47	269	297
Audiovisual	79	193	287
E-Resources	67	0	0
<b>Total</b>	<b>193</b>	<b>795</b>	<b>772</b>

## New E-Resources

■ ebook ■ eaudio ■ evideo



Items in collection: 217,079  
 Titles in collection: 165,209

# PROGRAMS / PROJECTS

## Summer Reading Program

Total Children's Sign-ups: 1,755  
 Total Children's Reading Records turned in: 957  
 Total Teen Sign-ups: 414  
 Total Teen Reading Records turned in: 230  
 Adult Drawing Participants this month: 425

## Tours / Special Storyhours

Number held: 14  
 Attendance: 309