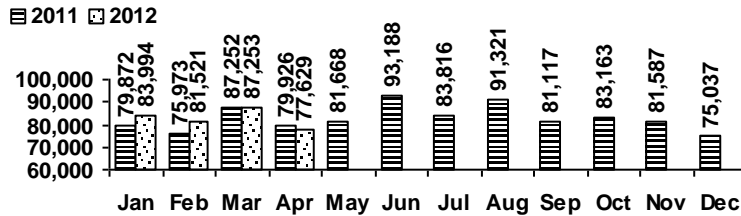


Logan Library Monthly Report April 2012

CIRCULATION

Total Circulation



Average Daily Circulation: 3,105
Highest day: 4,701 on Mon, Apr 02

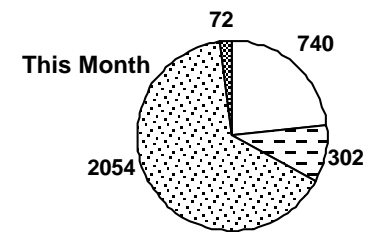
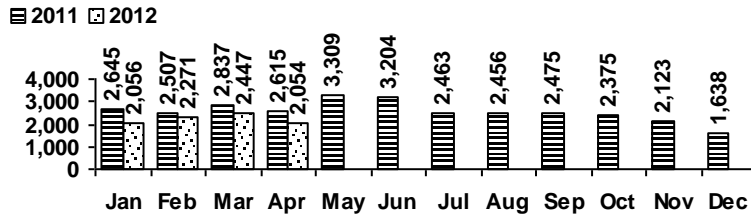
SERVICES

Scheduled Meeting Room Usage (this month / year to date)

	groups	meetings		groups	meetings
Lake Bonneville Room	16 / 49	21 / 68	Old Ephraim Room	8 / 32	13 / 48
Jim Bridger Room	13 / 49	23 / 80	Old Juniper Room	5 / 24	14 / 72
Logan History Room	5 / 11	5 / 11	Temple Fork Room	4 / 20	5 / 26

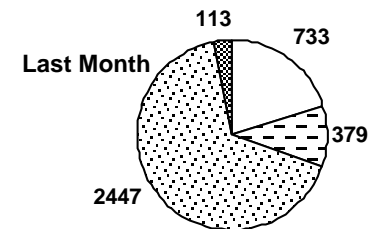
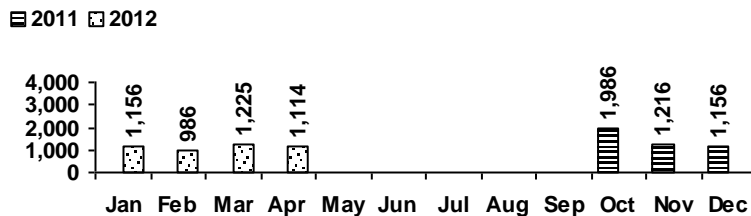
Total Groups: 51 / 185 Total Meetings: 81 / 305

Reference Transactions



computer/printing directional/policy
 reference other

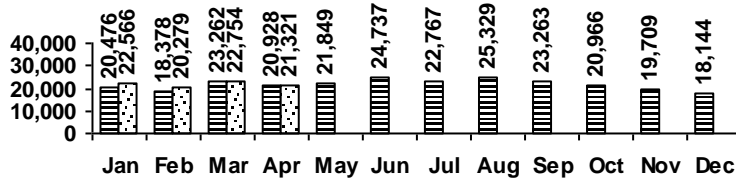
Other Transactions



VISITS

Patron Exit Count

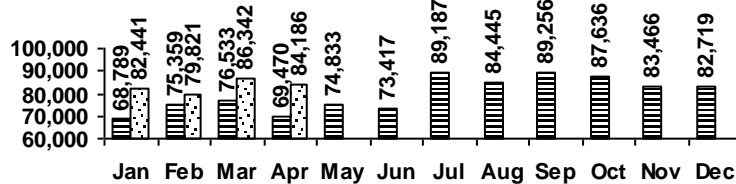
■ 2011 ■ 2012



Average visits per day: 852.84
 Circulations per visit: 3.6
 Library card holders: 24,540

Online Visits

■ 2011 ■ 2012



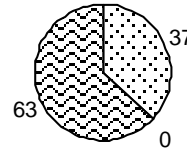
Average online visits per day: 2,806
 Average visit length: 7:45

HOLDINGS

	Donations	Purchases	Withdrawals
Fiction	34	570	381
Nonfiction	302	167	150
Audiovisual	7	157	42
E-Resources	100	0	11,217
Total	443	894	11,790

New E-Resources

■ ebook ■ evideo ■ eaudio



Items in collection: 216,545
 Titles in collection: 164,082

PROGRAMS / PROJECTS

Preschool Storytime

Number of Sessions: 18
 Total Attendance (Children): 377
 Adult Visitors: 18

Toddler Storytime

Number of Sessions: 9
 Children: 117
 Adults: 100

Tours / Special Storyhours

Number held: 7
 Attendance: 95

Other Events

Library Movie Nights: Attendance: 158 total at 5 events, ranging from 10 to 51 per event
 Author Visit (Michelle King): Attendance: 25 at author's presentation, 50 for book signing
 Cache Valley Library Association: Attendance 33