


The Logan Library Annual Report 2003



A Bridge to the Past
A Highway to the Future



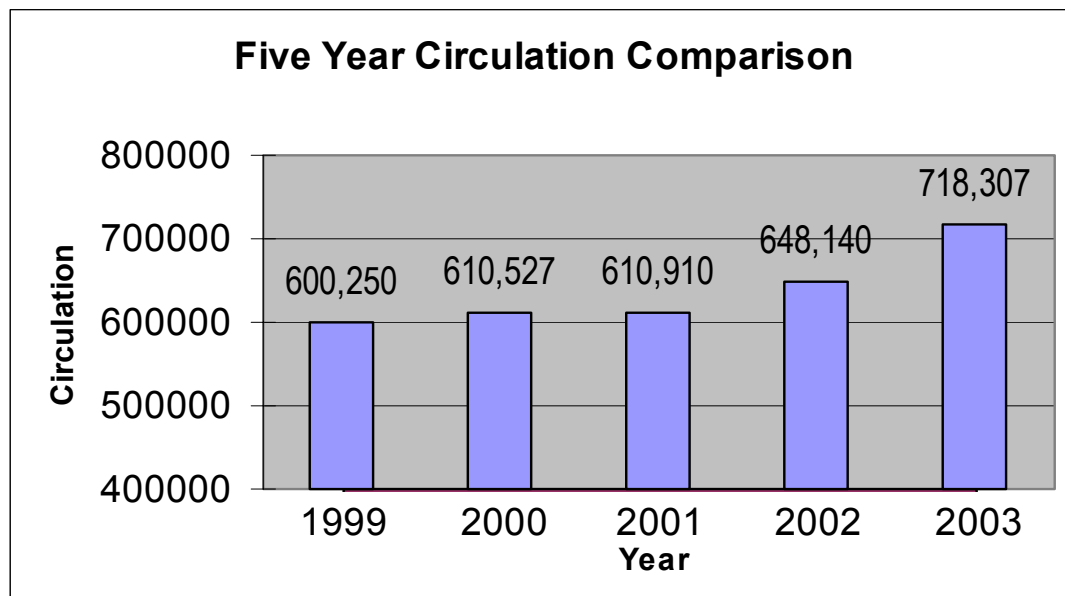
Logan Library Annual Report 2003

Introduction

Throughout 2003 the Logan Library was extremely busy providing resources and services to the citizens of Logan. Usage measures in every category exceeded all previous year activity records. Building and maintaining the general, reference, and electronic collections is on going. Services are continuously being reviewed and revised to ensure high quality results for the public.

Circulation services

Usage of the circulating collections increased 11% during 2003 representing a growth of 2.1 items over the previous year in the average number of items circulated per year per card. At the end of 2003 the library records show 25,457 registered library cardholders. The average number of items checked out per days open rose to 2,390 items per day.



Five Year Comparison:

Year	Card Holders	Average Items per Card
2003	25,457	28.2
2002	24,832	26.1
2001	24,169	25.3
2000	24,893	24.5
1999	25,350	23.7

The number of visits to the library increased by 9 % for an additional 21,051 visits over 2002. This represents an average of 82 visitors per hour for every hour the library is open during the year.

Patron exit count for 2003: 247,709

Reference services

The library reference staff field questions from the public at the reference desk, in the children's area, by telephone, and through the Internet. The number of reference questions answered during the past year rose to a new high of 36,052. This represents an average of 12 questions per hour or one question every five minutes.

Reference Transactions:	26,979
Children's Reference Transactions:	6,029
Online Transactions:	3,044
TOTAL:	36,052

Online Services

Online services continued to grow during 2003. The library has increased the number of electronic resources offered to the public from 3,341 items at the end of 2002 to a total of 42,248 items at the end of 2003. Improving access to these new resources, or in other words making it easy for the public to search and use these new resources is an on-going goal of the library. Usage of the library's home page grew by 44 % during the past twelve months.

Online Statistics:

Hits Entire Site (successful):	8,101,196
Page Views:	1,807,203
Visits to the library's home page:	459,611
Average visits per day:	1,259
Average visit length:	20 minutes 41 seconds
Number of online databases:	53
Number of electronic resources:	42,248

Technical Services

The Technical services division of the library continued to enhance access to the library's collections through refined processing and cataloguing techniques. The intent of the changes made in technical services is to improve the public's ability to search and find the actual item that they would like to read or that they need for their individual research.

Total catalogued items: 193,750

Items added this year:

Donations received: 806

Items purchased 11,280

Total: 12,086

Electronic resources added: 38,907

Items deleted this year: 12,307

Programs and Activities

The library offers a pre-school story time program, and the Summer reading program for children as well as a variety of other activities throughout the year. The library celebrated National Library Week during April and used the theme "Celebrate Reading @ your library" featuring Olivia, the Pig. The theme for the Summer reading program for children was "Laugh it up @ your library". For the first time the library sponsored summer reading programs for young adults and for adults. Participation in these new programs was very good. The library also celebrated National Children's Book week in November.

Story time:

Sessions held: 178

Attendance: 4,714

Special Story times:

Sessions held: 41

Attendance: 916

Summer Reading Program for Children:

Number of participants: 2,248

Number of minutes read: 812,000

Summer Reading program for Young Adults: 259 participants

Summer Reading program for adults: 668 participants

Special Projects

UnicornOasis

The library went live on the new UnicornOasis library management software product on 4 November 2002. During the past year the library staff has been learning how to use this new product more effectively. Features that facilitate the public's ability to search and find the resources they need have been activated throughout the year. Some new features added include the following:

Knowledge Portal: Provides the patron direct links to other public and academic library catalogs throughout the State of Utah and links to all of the library's databases.

Have your read – booklists: Provides a wide variety of booklists organized by subject interest and directly linked to the library's catalog.

New Materials in the Library: Provides a list of the popular new materials acquired each month and for the previous twelve months all directly linked to the library's catalog.

New Titles coming soon: Provides a list of forthcoming new popular titles. Patrons can place holds for these materials before they arrive in the library.

What others are reading: Provides a list of the hottest titles, authors, and subjects in the Logan Library during the proceeding three months.

What is Mybistro: Provides information and instructions on how to create and access the patron's private library account and information.

Access MyBistro/My account: Allows the patron to review the list of materials they have on loan, to renew materials, to place holds, to update their address, and to change their PIN number.

I Need Material: Allows the patron to request materials the library does not own, either through Interlibrary Loan or Suggest a Title.

My Favorites: Allows the patron to create their personal profile which tracks their favorite authors and titles and notifies them when the library purchases new materials similar to their favorites.

Grants:

The library applied for and received an LSTA Grant for the acquisition of pre-school age library resources. The grant was awarded for \$7,500. The library purchased the following materials:

700 board books
120 DVD's
50 music CD's
200 non-fiction titles written especially for preschool children
85 teacher / parent books

Usage of the materials purchased with the grant, from June 1 to December 1, 2003 was as follows:

Item type	Number of Checkouts	Average per item
Board books	6,552	9.7
DVDs	2,089	17.3
Music CDs	338	5.6
Preschool non-fiction	810	3.8
Teacher/parent books	335	3.9

Total six-month usage of materials purchased with this LSTA Grant: 10,124

The library was awarded a Public Library State Development grant in the amount of \$7,476. This grant was used to purchase music CD's to strengthen the library's existing music collections and to create a new graphic novels collection for the library.

During 2003 the library applied for and received two additional LSTA grants that will be expended and implemented during 2004. One grant (\$4,012) is for the purchase and development of an online computer management system to automate the public's use of the library's online reference computers. The other grant (\$7,500) is for the purchase of library materials for Spanish speaking patrons.

Appendix

1. Location Category Totals
2. Item Type Circulation Comparison
3. Summer Reading Program Report
4. Interlibrary Loan Annual Summary
5. Definitions of Terms
6. Library Board and Library Staff

LOGAN LIBRARY
ANNUAL REPORT
2003

LOCATION CATEGORY TOTALS

ARCHIVES	1,577	Non-circulating collections. Coverage includes Logan, Cache Valley, and Utah in general, as well as local authors.
AV-ADULT	9,279	Videos, DVDs, Cassettes, CDs and CD-ROMs for ages 16 and older
AV-JUV	6,298	Videos, DVDs, Cassettes, CDs and CD-ROMs for ages 0-10
AV-YA	232	Videos, Cassettes, for ages 11-16
AWARDBOOK	771	Caldecott and Newbery award winning books for children
BIOGRAPHY	4,866	Biographies and autobiographies for ages 16 and older
CHILDREN	18,602	Easy readers, chapter books, juvenile fiction, board books, biographies, folklore, humor, poetry for children ages 0-10
E-RESOURCE	42,248	Full text online electronic books and documents
FICTION	14,735	Novels for ages 16 and older
FLAGS	158	States and countries flags
FSF	7,114	Fantasy and science fiction novels for ages 16 and older
GRAPHNOVEL	837	Graphic novels for ages 16 and older
HOLIDAY	3,286	Books and audiovisual materials for all holidays and for all ages
LARGEPRINT	1,333	Large print books for all ages
MYSTERY	5,884	Mystery novels for ages 16 and older
NEWBOOK	1,168	New fiction and non-fiction for ages 16 and older

NEWSTAND	5
Catalogued Newspapers	
NONENGLISH	1,556
Materials in Spanish, French, German, Russian, Italian	
NONFICTION	54,676
Books on all subject areas for all ages	
OFFICE	155
Non-circulation library staff resources	
OVERSIZE	372
Large size books	
PICTUREBK	9,654
Picture books for children	
REFERENCE	4,509
Non-circulating reference works	
SERIALS	574
Hardbound volumes	
STORAGE	125
Non-fiction volumes in storage	
YA	3,738
Novels for ages 11-16	
TOTAL	193,750

LOGAN LIBRARY
ANNUAL REPORT
2003

ITEM TYPE CIRCULATION COMPARISON

ITEM TYPE	TOTAL ITEMS	CIRCULATION 2003
BOOK	124,925	428,273
BOOKCASS	501	5,216
CASSETTE	3,772	29,418
CD	2,290	25,340
CD-ROM	862	7,079
DVD	1,136	48,498
E-RESOURCE	42,248	Unknown
E-BOOK	3	54
HOLIDAY	3,285	15,316
MCNBOOK	99	638
REALIA (Flags)	158	160
VIDEO	7,282	154,998

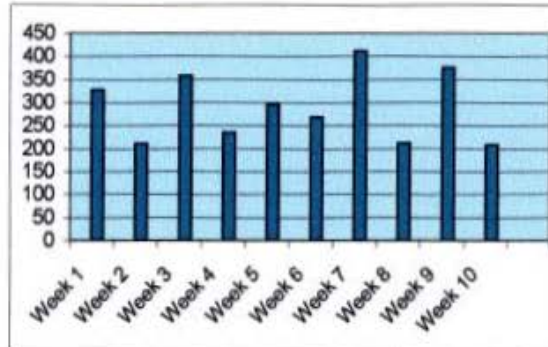
Summer Reading Program 2003 - Statistics

Enrollment: 2248 children

Last year's enrollment: 2382

Number of Reading Records turned in:

Week 1	327
Week 2	210
Week 3	357
Week 4	235
Week 5	296
Week 6	268
Week 7	411
Week 8	212
Week 9	375
Week 10	208

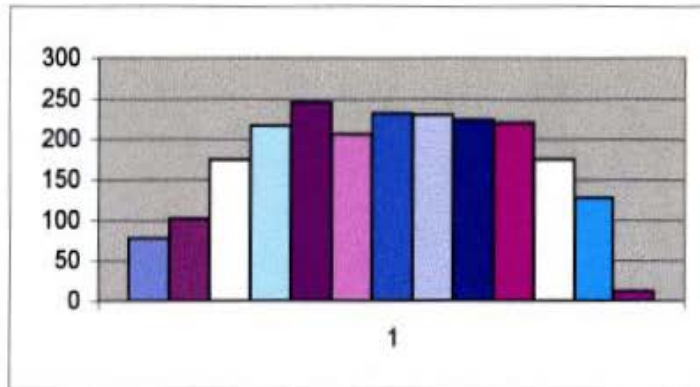


Total: 2900 Average of 290/week
 This represents 812,000 minutes of reading time, or 564 24-hour days (down from 592 days last year)

Number of participants who turned in at least one reading record: 1347 (60%)

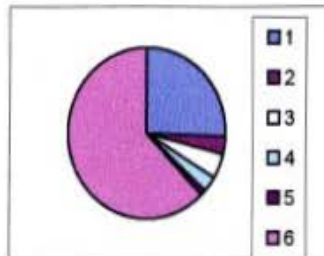
Breakdown by age:

1	78
2	102
3	175
4	217
5	246
6	206
7	232
8	231
9	225
10	221
11	175
12	128
13	12



Schools Attended:

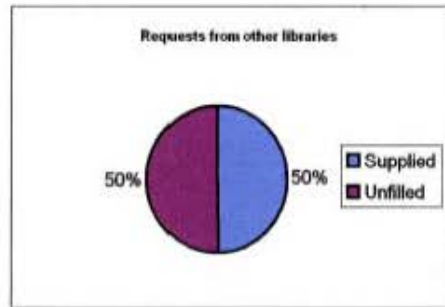
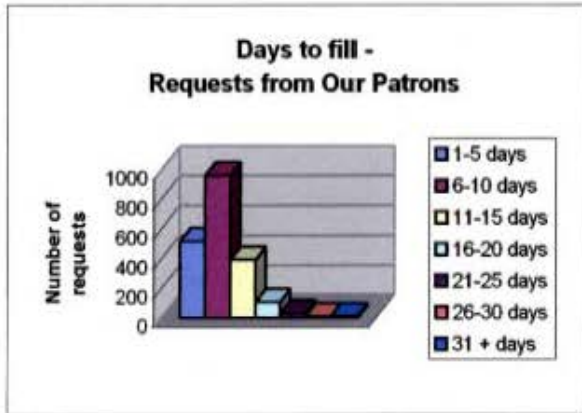
1. Preschoolers	572
2. County Schools	79
3. Home or Private Schools	102
4. Edith Bowen	72
5. Summer Visitors	22
6. Logan City Schools	1401



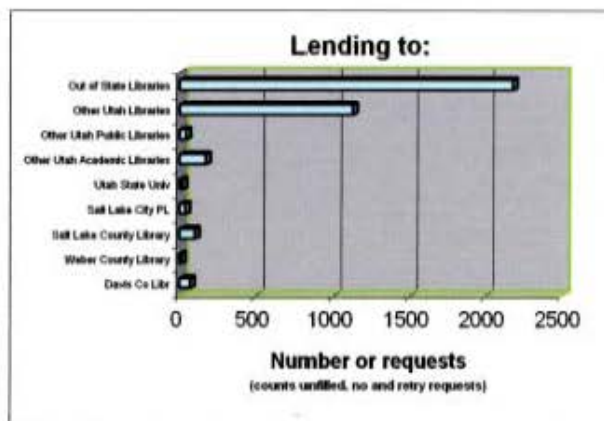
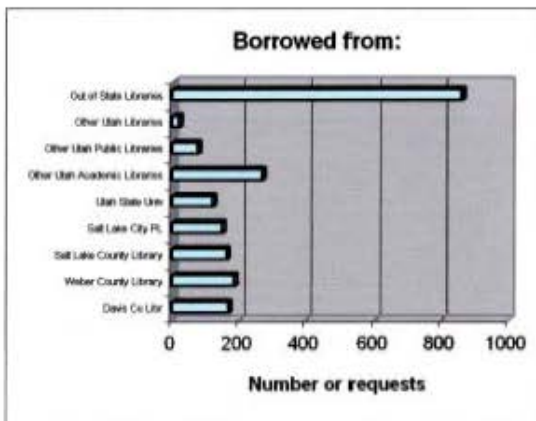
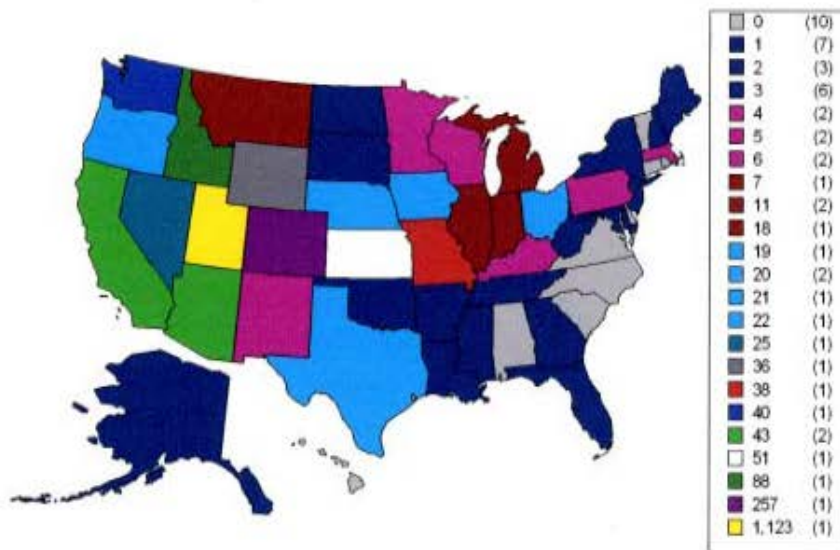
Logan City Schools:

Adams	227
Ellis	242
Hillcrest	288
Wilson	256
Woodruff	218
MLMS	170

Note: a higher percentage of preschoolers signed up this year than ever before. Last year, preschoolers accounted for 19 percent of the total enrollment. This year, it was 26 percent, with 180 children under the age of three enrolled, compared to 86 last year.



Items Borrowed: (How many states?)



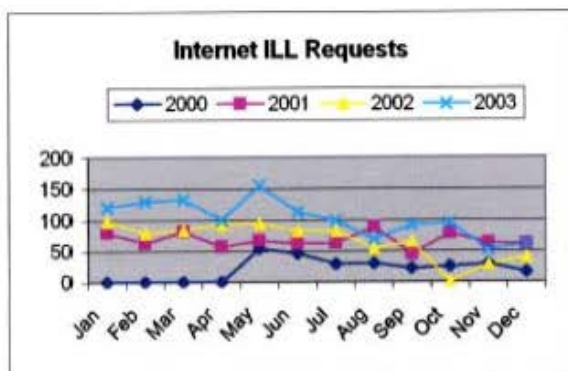
Interlibrary Loans

2003

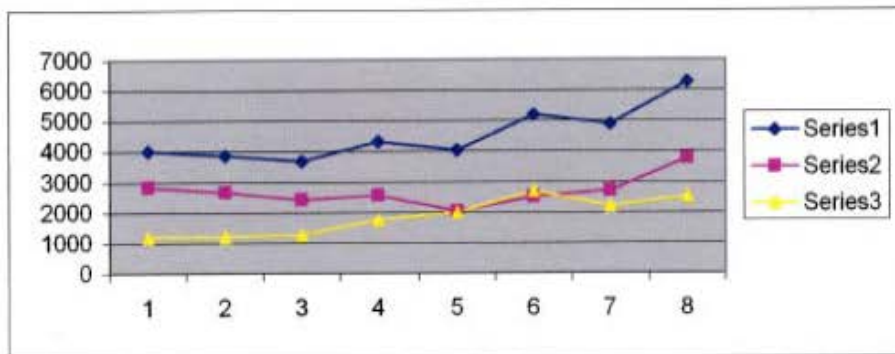
Year to Date

Mail Postage	JAN	FEB	MAR	APR	MAY	JUN	JUL	Sub-Total
2003								
Cost	\$465.02	\$393.45	\$512.96	\$501.19	\$ 533.09	\$430.75	\$ 482.23	\$3,318.69
Pkgs	247	224	286	280	300	253	276	1,866

	AUG	SEP	OCT	NOV	DEC		Total	2002
Cost	\$429.80	\$555.40	\$568.04	\$365.76	\$ 471.99		\$5,709.68	\$4,674.56
Pkgs	224	311	309	212	265		3,187	2,697



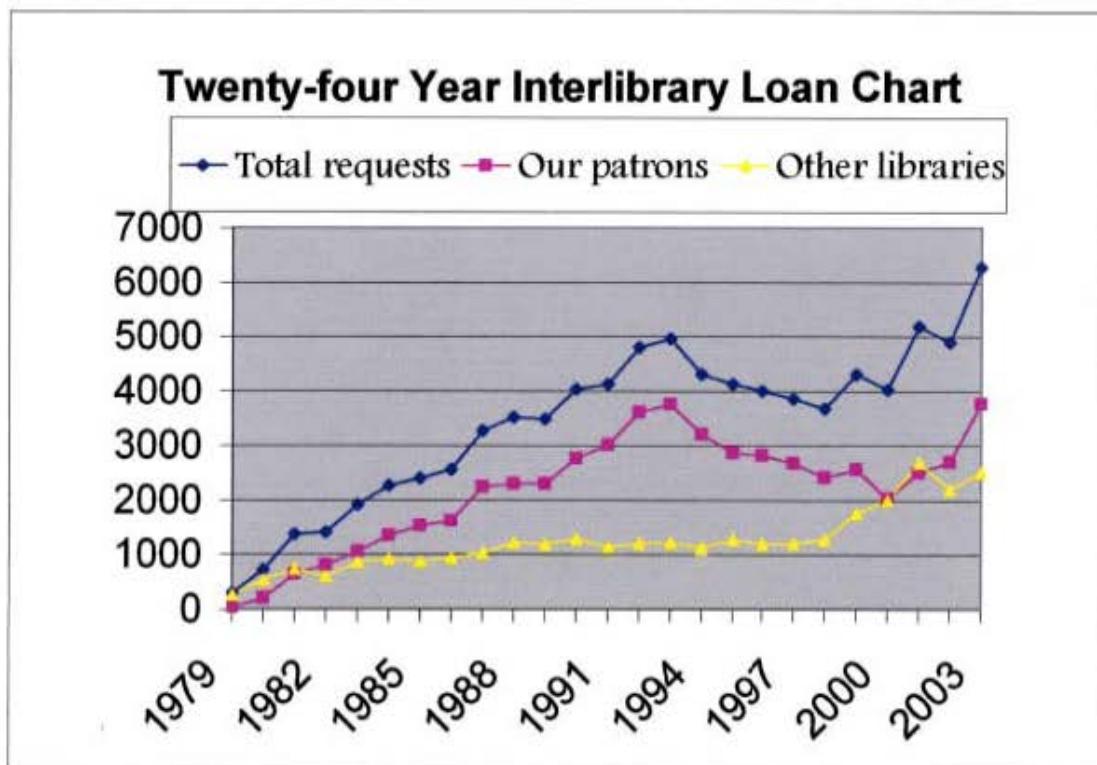
2000	2001	2002	2003
251	811	798	1216



	1996	1997	1998	1999	2000	2001	2002	2003
Total ILL Loans	4000	3858	3675	4310	4023	5189	4889	6275
Other Libraries	2820	2666	2414	2562	2030	2508	2699	3768
Our Patrons	1180	1192	1261	1748	1993	2681	2190	2507



16% of ILL's supplied are being cancelled or patrons let expire



Definitions:

Average visit length: Average of non-zero length visits in the log.

Databases: An organized collection of computer records, standardized in format and content, that is stored in any of a variety of computer-readable modes.

Electronic resource: Usually a full-text electronic book or electronic document.

Hits: Home page: Number of times the home page was viewed.

Hits Entire Site (successful): Number of hits that had a “success” status code.

LSTA grant: The Library Services and Technology Act of 1996, a section of the Museum and Library Services Act, promotes access to learning and information resources of all types of libraries for individuals of all ages.

Page: Any document, dynamic page, or form.

Page Views: Hits to files designated as pages. Supporting graphics and other non-page files are not counted.

Visits to the library’s home page: Number of times a visitor came to our site.

LOGAN LIBRARY BOARD 2002

Chair
Vicki Blanch
Sherry Funke
Ann Herron
Janice Pearce
Mark Fjeldsted
Blythe Ahlstrom
Susan Jaggi

LOGAN LIBRARY STAFF

Director Ronald Jenkins

Senior Librarian Janet Fiesinger

Librarians
Karen Clark
Melanie Liechty
Patricia Record
Kent Slade
Becky Smith

Associate Librarians
Jerry Anderson
Michelle Olsen

Library Technical Assistants
Garet Barney
Ann Calvert
Katrina Farrow
Allison Hancey
Jennifer Hancey
Katie Jaggi
Marie Kangas
Bron Logan
Kacy Lundstrom
Mandy Lundstrom
Stacey Lundstrom
Debbie Ogilvie
Camille Olsen
Barbara Price

Library Pages
Anne Halpenny
Tiffany Barnes
Cassie Williamson



THE LOGAN LIBRARY

255 North Main, Logan, Utah 84321 (435) 716-9132

Hours: Mon. - Thurs.: 10:00 a.m. - 9:00 p.m.

Fri. - Sat.: 10:00 a.m. - 6:00 p.m.

<http://www.logan.lib.ut.us>