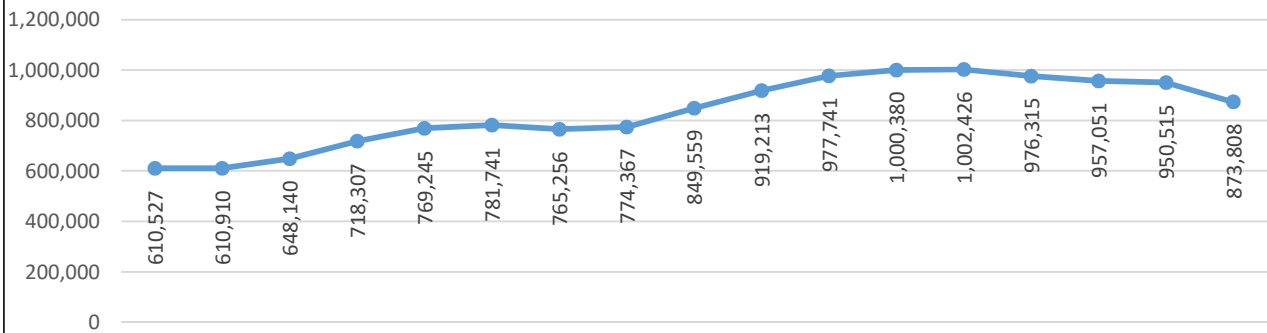


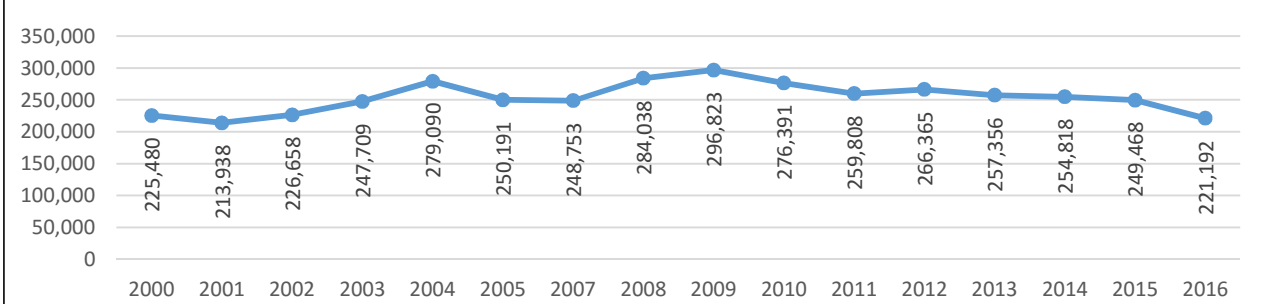
# Logan Library Trends 2000 - 2016

Circulation 2000-2016

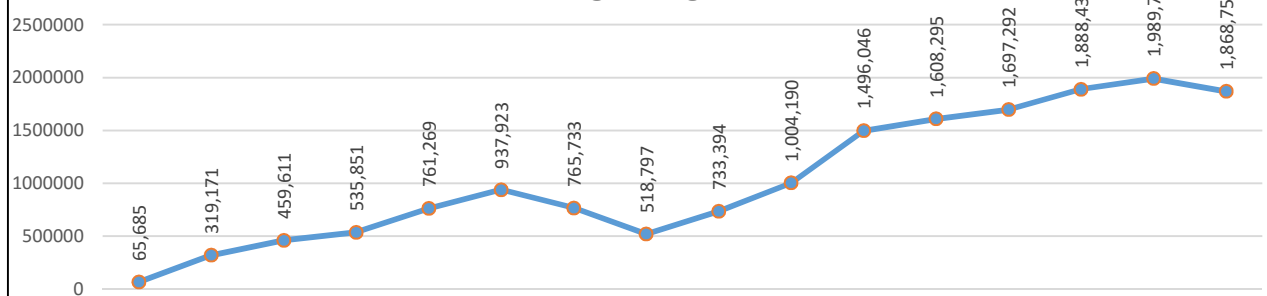


Year	2000	2001	2002	2003	2004	2005	2006	2007	2008	2009	2010	2011	2012	2013	2014	2015	2016
Library	610,527	610,910	648,140	718,307	769,245	781,741	765,256	774,367	849,559	919,213	977,741	993,928	992,610	958,902	930,358	912,031	825,009
eContent												6,452	9,816	17,413	26,693	38,484	48,799
<b>Total</b>	<b>610,527</b>	<b>610,910</b>	<b>648,140</b>	<b>718,307</b>	<b>769,245</b>	<b>781,741</b>	<b>765,256</b>	<b>774,367</b>	<b>849,559</b>	<b>919,213</b>	<b>977,741</b>	<b>1,000,380</b>	<b>1,002,426</b>	<b>976,315</b>	<b>957,051</b>	<b>950,515</b>	<b>873,808</b>

Visitors 2000-2016



TOTAL Web Page Usage 2001 - 2016

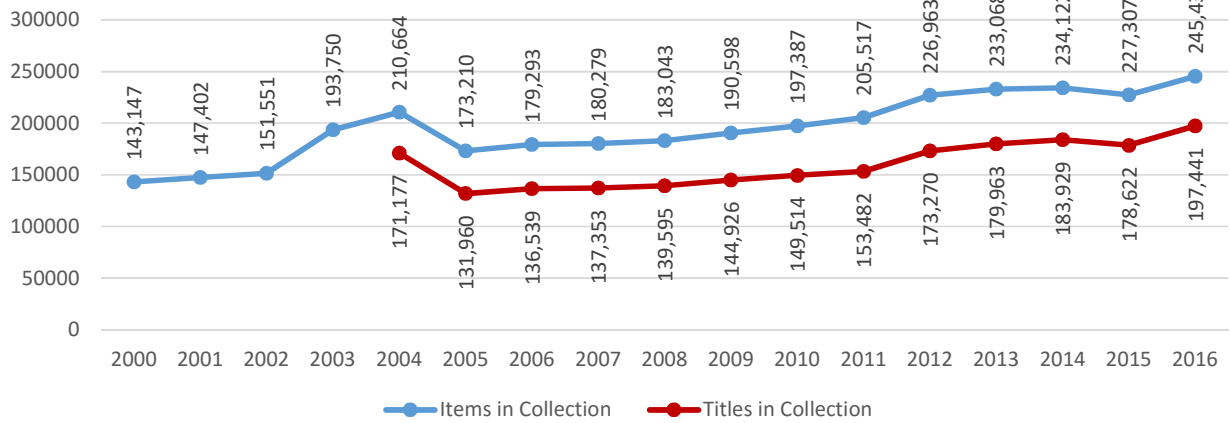


Year	2001	2002	2003	2004	2005	2006	2007	2008	2009	2010	2011	2012	2013	2014	2015	2016
Web Site	65685	319171	459611	535851	761269	937923	765733	518797	733394	1004190	962333	1022319	911133	1001273	943479	1488306
eLibrary											533713	585976	786159	887157	1046235	380452
<b>TOTAL</b>	<b>65685</b>	<b>319171</b>	<b>459611</b>	<b>535851</b>	<b>761269</b>	<b>937923</b>	<b>765733</b>	<b>518797</b>	<b>733394</b>	<b>1004190</b>	<b>1496046</b>	<b>1608295</b>	<b>1697292</b>	<b>1888430</b>	<b>1989714</b>	<b>1868758</b>

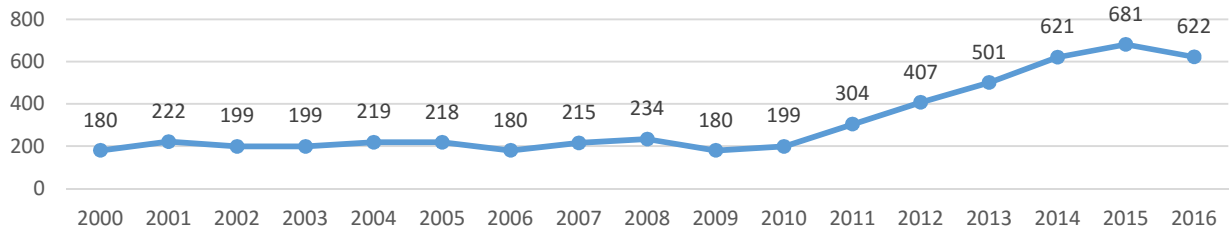
\*Prior to 2011 we did not count eLibrary sessions or visits.

\* In 2016, after migrating to SaaS in December 2015, we started counting visits to eLibrary instead of sessions. This was due to the way that SaaS reset and used sessions, a user could have multiple session per visit.

### Collection 2000 - 2016



### Programs



### Program Attendance

